


	3.000 kg
	30/35 sg
	2,2 kw
	3 ph / 380V

Hydraulic scissor lift to embed. Ideal for use in prep areas, paint booths, and sheet metal work.

FEATURES

- » **Capacity: 3.000 Kg**
- » Platform length: **2.260 mm**
- » Platform width: **680 mm**
- » Overall width with arms extended: **1.740 mm**
- » Maximum lifting height: **1.180 mm**
- » Made of high-strength Steel.
- » Safety locks to lock the bench at any height.
- » **Swivel arms and extensible supports**

TECHNICAL DATA

Power supply	380V - 50Hz
Motor power	2,2 kW
Capacity	3.000 kg
System	Hydraulic electric
Maximum lifting height	1.180 mm
Platform length	2.260 mm
Overall width with arms extended	1.740 mm
Platform width	680 mm
Pneumatic pressure	6 - 8 bar
Lifting time (with load of 1,5TN)	30/30 sg
Noise level	≤75 dB(A)

